

# solus

Fire Features

HALO 48 ELEVATED  
MATCH LIT ETHANOL

Fire is beautiful and also dangerous if not handled properly. Please have a qualified gas fitter setup and install this product according to local codes.

This product has been tested and certified by Labtest Certification Inc. as being safe, as long as these minimum clearances to adjacent materials are maintained.

FOR OUTDOOR USE ONLY

## NORTH AMERICA SPECIFICATIONS

Gas type: ETHANOL  
Gas press: N/A  
BTU / kWh: 60,000/11.7 or less (varies with amount of "media" in chamber)

## UK & EUROPEAN SPECIFICATIONS

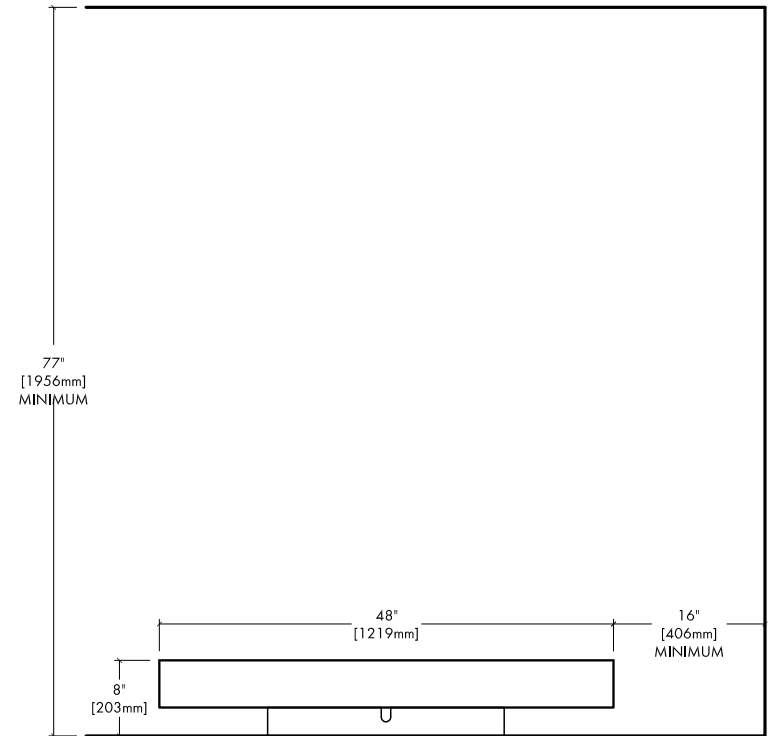
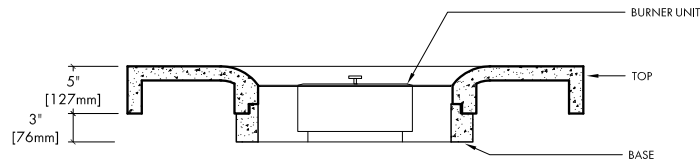
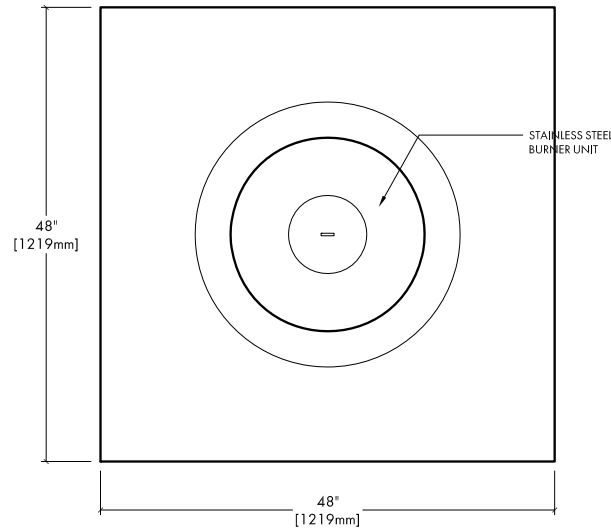
Gas type: ETHANOL  
Gas press: N/A  
BTU / kWh: 60,000/11.7 or less (varies with amount of "media" in chamber)

## CONCRETE SPECS

Strength: 10,000 psi (proprietary)  
Weight: Top - 420 lbs / 190 kg  
Base - 40 lbs / 18 kg

JOB / ORDER  
Name or Number:

Signature & Date:



CLEARANCES to ADJACENT MATERIALS