

solus

Fire Features
www.solusdecor.com

HEMI 48
ELECTRONIC START NG & LP

Fire is beautiful and also dangerous if not handled properly. Please have a qualified gas fitter setup and install this product according to local codes.

This product has been tested and certified by Labtest Certification Inc. as being safe, as long as these **minimum clearances** to adjacent materials are maintained.

FOR OUTDOOR USE ONLY

NORTH AMERICA SPECIFICATIONS

Gas type:	<u>Natural Gas</u>	<u>Propane</u>
Gas press:	3.5" - 7.0" w.c.	N/A
Electrical:	24V / 110 VAC	24V / 110 VAC
	1.5A, 60 hz	1.5A, 60 hz
BTU / kWh:	60,000/11.7	76,000/22.5

ANSI Z21.97-2014
CSA 2.41-2014



UK & EUROPEAN SPECIFICATIONS

Gas type:	<u>Natural Gas</u>	<u>Propane</u>
Gas press:	G20-20 mbar	G30-30 mbar
Electrical:	240~V, 0.13A	240~V, 0.13A
	50/60 hz,	50/60 hz
	0.027kW	0.027kW
Heat Out:	G20/11.7	G30/22.5

EN 509:2000
EN 60335-1:2001

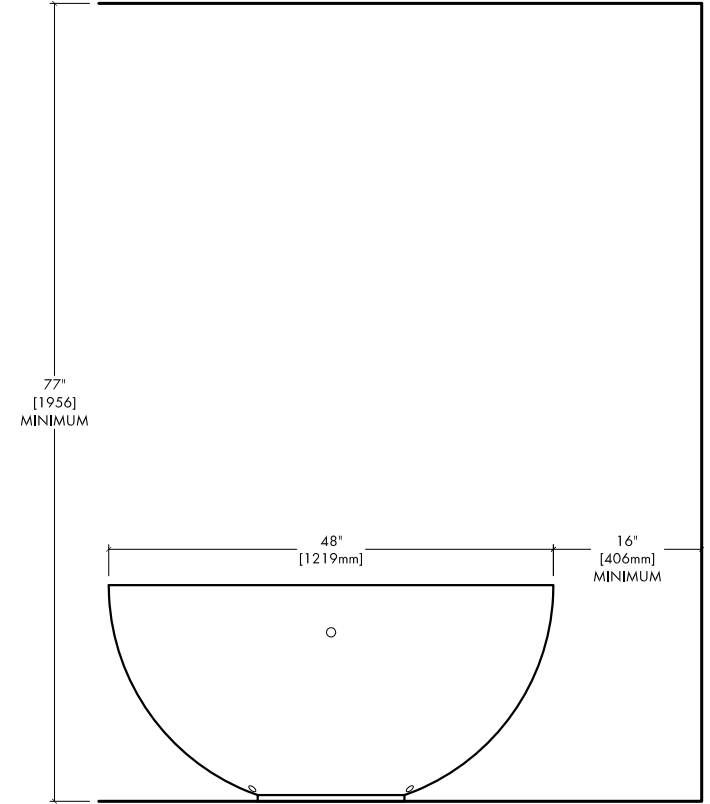
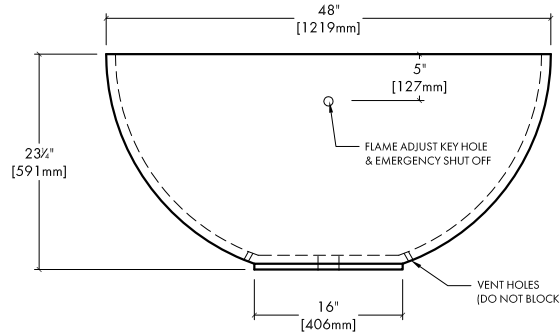
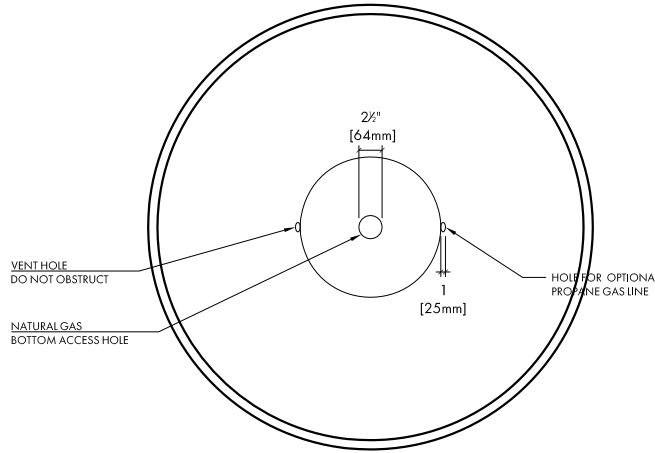


CONCRETE SPECS

Strength: 10,000 psi (proprietary)
Weight: 225 lbs / 102 kg

JOB / ORDER
Name or Number:

Signature & Date:



CLEARANCES to ADJACENT MATERIALS